



# Acme Sanitary Ware Co. Ltd.

1/F, Acme Building, 22-28 Nanking Street, Kowloon, Hong Kong

Tel: 2388 7171 Fax: 2710 8012


Email: acme@acmesanitary.com.hk

Website: www.acmesanitary.com.hk

Since 1949

PROJECT		REF		REV	ITEM CODE	
LOCATION		DATE			PAGE	

## SANITARY WARE SPECIFICATION SHEET

Item Descriptions	Mediclinics "Saniflow®" (Spain) Cast iron wall-mounted push-button hand dryer with rotating nozzle in white enamelled coating finish	<div>Illustration/ Drawing</div> <div></div>																																
Dimensions	L282 x W215 x H255 mm																																	
Model	E85																																	
Material/ Finish	Cast Iron / White Enamelled Coating Finish																																	
Manufacturer	Mediclinics, S.A. (Spain)																																	
Supplier	Acme Sanitary Ware Co. Ltd Mr. Eric Wong/ Mr. Don Yuen																																	
Contact Tel/Fax	(852) 2388-7171 / (852) 2710-8012																																	
E-mail	acme@acmesanitary.com.hk																																	
Website	www.acmesanitary.com.hk																																	
<b>General description</b> <ul style="list-style-type: none"><li>Saniflow® push-button hand dryer is the rotating nozzle dryer that is most widely used in the world, regardless of the location to be fitted.</li><li>These machines also feature easy maintenance, low noise levels and a high level of user safety. Together with an accurate design of components, SANIFLOW dryers boast the most powerful airflow in the world, which, combined with a comfortable drying temperature, reduces drying times to a minimum.</li><li>Available in a 6mm. thick cast ironcover, white porcelain enameled coating, this hand dryer is ideal for Heavy traffic Bathrooms.</li><li>Thus, these are proven models with a long durability and complete reliability, with anti-vandalism features and designed to be installed in high traffic of people such as airports, large hotels, sport centers, large recreational areas and large official organizations, among others.</li></ul>																																		
<b>Components &amp; materials:</b> <ul style="list-style-type: none"><li><b>E85:</b> 6mm. thick cast iron cover, white porcelain enameled coating.</li><li>One-piece cast iron cover fixed to the base by means of 2 vandal-proof lock crews and lock with special Saniflow ® wrench.</li><li>Base in aluminium, 3 mm thick, with 4 Ø 8 mm holes for wall mounting.</li><li>Fire resistant plastic UL 94-VO fan scroll.</li><li>Universal brush motor, 5.500 rpm, F class, which includes a safety thermal cut-off.</li><li>Aluminium centrifugal double symmetrical inlet fan wheel.</li><li>Waved wire NiCr heating element on a mica frame that incorporates a thermal cut-off.</li><li>360° Nozzle in chrome plated Zamak.</li><li>Push-button in chrome plated Zamak that activates an electromechanic timer with a 35 second cycle.</li><li>4 silent blocks to eliminate vibrations.</li></ul>																																		
		<b>Technical Specifications:</b> <table><tr><td>Voltage</td><td>220- 240 V</td></tr><tr><td>Frequency</td><td>50/60 Hz</td></tr><tr><td>Electrical Isolation</td><td>Class I</td></tr><tr><td>Total power</td><td>2,250 W</td></tr><tr><td>Consumption</td><td>10 A</td></tr><tr><td>Motor power</td><td>250 W</td></tr><tr><td>Rpm</td><td>5,500</td></tr><tr><td>Heating element power</td><td>2,000 W</td></tr><tr><td>Dimensions</td><td>255x282x215 mm.</td></tr><tr><td>Weight</td><td>11.5 Kg</td></tr><tr><td>Cover thickness</td><td>6 mm</td></tr><tr><td>Drying time</td><td>29 sec.</td></tr><tr><td>Air velocity</td><td>100 Km/h</td></tr><tr><td>Air temperature (10 cm distance/21°C)</td><td>50 °C</td></tr><tr><td>Sound pressure <sup>(*)</sup> (at 2m)</td><td>68 dBA</td></tr><tr><td>Protection rating</td><td>IP23</td></tr></table> <div>(*) According to UNE EN ISO 11201:2010 V2 standard.</div>	Voltage	220- 240 V	Frequency	50/60 Hz	Electrical Isolation	Class I	Total power	2,250 W	Consumption	10 A	Motor power	250 W	Rpm	5,500	Heating element power	2,000 W	Dimensions	255x282x215 mm.	Weight	11.5 Kg	Cover thickness	6 mm	Drying time	29 sec.	Air velocity	100 Km/h	Air temperature (10 cm distance/21°C)	50 °C	Sound pressure <sup>(*)</sup> (at 2m)	68 dBA	Protection rating	IP23
Voltage	220- 240 V																																	
Frequency	50/60 Hz																																	
Electrical Isolation	Class I																																	
Total power	2,250 W																																	
Consumption	10 A																																	
Motor power	250 W																																	
Rpm	5,500																																	
Heating element power	2,000 W																																	
Dimensions	255x282x215 mm.																																	
Weight	11.5 Kg																																	
Cover thickness	6 mm																																	
Drying time	29 sec.																																	
Air velocity	100 Km/h																																	
Air temperature (10 cm distance/21°C)	50 °C																																	
Sound pressure <sup>(*)</sup> (at 2m)	68 dBA																																	
Protection rating	IP23																																	

Note:



\* All information of the above is for the reference only. No prior notice is made if any changes.

Source: Mediclinics,



# Acme Sanitary Ware Co. Ltd.

1/F, Acme Building, 22-28 Nanking Street, Kowloon, Hong Kong

Tel: 2388 7171 Fax: 2710 8012

Email: acme@acmesanitary.com.hk

Website: www.acmesanitary.com.hk

Since 1949

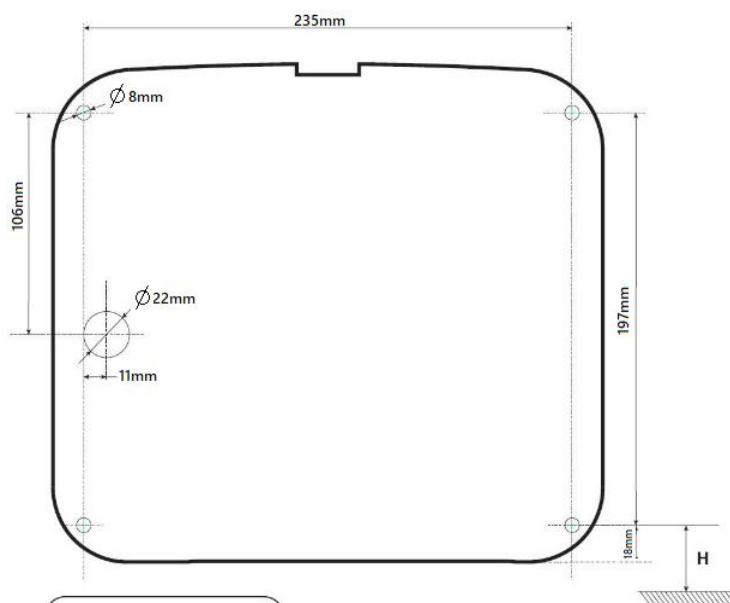
PROJECT		REF		REV	ITEM CODE	
LOCATION		DATE			PAGE	

## SANITARY WARE SPECIFICATION SHEET

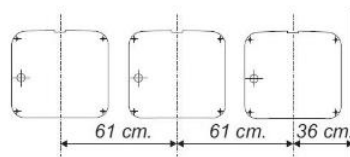
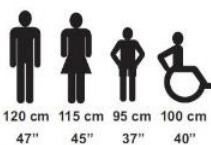
### Operation

Press the push-button to initiate the drying process, place the hands under the rotating nozzle into the air outlet and rub them together. The dryer will go on with no interruption for 35 seconds.

### Mounting (Recommended heights distance from the floor)



H = Distance from floor



### Maintenance videos



#### Cover removal :

[https://youtu.be/gf\\_QVr8PuoQ](https://youtu.be/gf_QVr8PuoQ)

#### Timer replacement ;

<https://youtu.be/ciAAi63EQAI>

#### Motor replacement :

<https://youtu.be/sf-qrpe28pQ>

#### Carbon Brushes Replacement :

<https://youtu.be/dAstXrIaSc4>

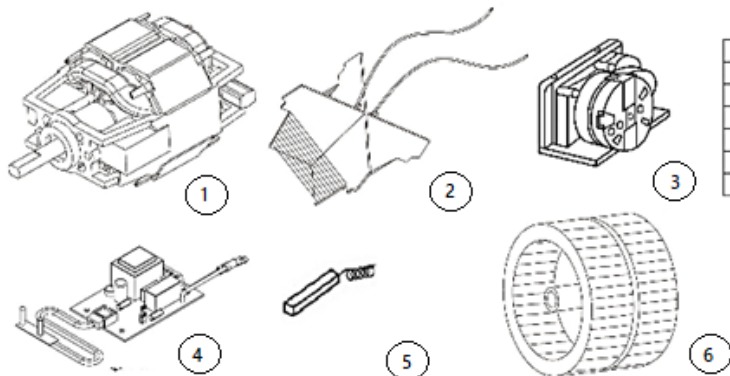
#### Heating element replacement :

<https://youtu.be/ThkisLGi1Ls>

#### Fan wheel replacement :

<https://youtu.be/ALT7uxHMM2o>

### BREAKDOWN LIST OF BASIC PARTS



COMPONENT	NUMBER	CODE
Motor	1	RC94748
Heating element	2	RC95760
Timer	3	RC95730
Sensor	4	RC95600-CE
Coal brushes set	5	RC95749
Fan wheel	6	RC95777

Note:

\* All information of the above is for the reference only. No prior notice is made if any changes.



Source: Mediclinics.



## Acme Sanitary Ware Co Ltd

Acme Building, 22-28 Nanking Street, Kowloon, Hong Kong

Tel: 2388 7171 Fax: 2710 8012

E-mail: acme@acmesanitary.com.hk

Website: www.acmesanitaryware.com.hk

## HAND DRYERS

Table

	MODEL	OPERATION		DIMENSIONS (mm)	Ionizer	HEPA filter media	Drain Pipe	ADJUSTABLE POWER	MOTOR			TRAFFIC FREQUENCY					
		manual	sensor						induction	brush	brushless	HIGH	MEDIUM	LOW			
	dualflow <sup>plus</sup>														dualflow <sup>plus</sup>		
	M24A		●	L320xD228xH665	✱	●	✱				●	●					
	M24AB		●		✱	●	✱				●	●					
	M24ACS		●		✱	●	✱				●	●					
	M14A		●		✱	●	✱	●		●		●					
	M14AB		●		✱	●	✱	●		●		●					
	M14ACS		●		✱	●	✱	●		●		●					
	machflow <sup>plus</sup> / machflow <sup>+</sup>														machflow <sup>plus</sup> / machflow <sup>+</sup>		
	M19A		●	L213xD170xH330	✱	✱		●			●	●					
	M19AB		●		✱	✱		●			●	●					
	M19AC		●		✱	✱		●			●	●					
	M19ACS		●		✱	✱		●			●	●					
	M09A		●		✱	✱		●	●			●					
	M09AB		●		✱	✱		●	●			●					
	M09AC		●		✱	✱		●	●			●					
	M09ACS		●		✱	✱		●	●			●					
	speedflow <sup>plus</sup> / speedflow <sup>+</sup>														speedflow <sup>plus</sup> / speedflow <sup>+</sup>		
	M17A		●	L290xD100xH270 (INSIDE CABINET)	✱	●		●		●		●					
	M17AB		●		✱	●		●		●		●					
	M17AC		●		✱	●		●		●		●					
	M17ACS		●		✱	●		●		●		●					
	M17AF		●		✱	●		●		●		●					
	M06A		●					●		●		●					
	M06AB		●					●		●		●					
	M06AC		●					●		●		●					
	M06ACS		●					●		●		●					
	M06AF		●					●		●		●					
	soniflow <sup>+</sup>														soniflow <sup>+</sup>		
	E05	●		L276xD214xH245						●		●					
	E05B	●								●		●					
	E05C	●								●		●					
	E05CS	●								●		●					
	E85	●		L282xD215xH255						●		●					
	E88	●		L278xD212xH248						●		●					
	E88B	●								●		●					
	E88C	●								●		●					
	E88CS	●								●		●					
	E88O	●								●		●					
	E05A		●		L276xD214xH245	●					●		●				
	E05AB		●	●						●		●					
	E05AC		●	●						●		●					
	E05ACS		●	●						●		●					
E85A		●	L282xD215xH255	●					●		●						
E88A		●	L278xD212xH248	●					●		●						
E88AB		●		●					●		●						
E88AC		●		●					●		●						
E88ACS		●		●					●		●						
E88AO		●		●					●		●						
	mediflow <sup>+</sup>														mediflow <sup>+</sup>		
	M02A		●	L275xD164xH325	●					●			●				
	M02AB		●		●					●			●				
	M02AC		●		●					●			●				
	M02ACS		●		●					●			●				
	M03A		●		●					●			●				
	M03AB		●		●					●			●				
	M03AC		●		●					●			●				
	M03ACS		●		●					●			●				
	optima														optima		
	M99A		●	L260xD150xH302	●				●				●				
	M99AC		●		●				●				●				
	M99ACS		●		●				●				●				
	juniorplus														juniorplus		
	M88APLUS		●	L253xD150xH303	●				●				●				
	M88PLUS	●		L253xD153xH303					●				●				
	smartflow <sup>+</sup>														smartflow <sup>+</sup>		
	M04A		●	L147xD138xH259	●					●				●			
	M04AC		●		●					●				●			
	M04ACS		●		●					●				●			

✱ Optional